

# Bathroom Inspiration Guide

Trends, Tips, and Ideas for  
Your Dream Remodel





# WELCOME

A bathroom is more than just a functional space — it's a retreat, a reflection of your style, and one of the best ways to add value to your home. Whether you're seeking a luxurious spa-like oasis or a sleek, modern design, this guide will help you discover the trends, tips, and ideas to inspire your perfect remodel.



# TABLE OF CONTENTS

Pages 4-9

## TRENDING BATHROOM STYLES

Pages 10-15

## FEATURES THAT ELEVATE ANY BATHROOM

Pages 16-20



## DESIGN TIPS FROM THE EXPERTS

Pages 21-29

## FREQUENTLY ASKED QUESTIONS

Pages 30-31

## CONCLUSION



# Discover Your Style: Trending Bathroom Designs

From sleek modern designs to cozy farmhouse charm, find the inspiration you need to create the bathroom of your dreams.



A bathroom should reflect your style while providing the comfort and functionality you need. In this section, we'll explore the most popular trends in bathroom design, showcasing ideas to suit every taste—from minimalist spaces to spa-like retreats. Dive in and discover which style speaks to you!



# Modern Minimalism: Clean, Sleek, and Timeless

Streamlined designs and neutral palettes for ultimate simplicity.



- Wall-mounted vanities for a floating effect.
- Frameless glass showers to maximize space.
- Neutral color palettes with pops of metallic accents.

# Spa-Like Retreats: Relaxation Redefined

Luxurious features and calming aesthetics for a personal sanctuary.



- Freestanding tubs for a centerpiece of relaxation
- Rainfall showers for a luxurious experience
- Earthy tones and natural materials like stone and wood



# Rustic and Farmhouse Charm: Warm and Inviting

Vintage-inspired features and natural elements for a cozy feel.



- Shiplap walls or wood paneling for texture
- Barn doors for rustic charm
- Vintage-inspired fixtures like brass or matte black

# Contemporary Elegance: Bold and Sophisticated

Luxurious materials and bold statement pieces for a striking look.



- Statement tiles in geometric or bold patterns
- Metallic accents for a touch of glamour
- Luxurious materials like quartz or marble



# Aging-in-Place Design: Stylish Accessibility

Safety and comfort without compromising style.



- Barrier-free showers for effortless entry
- Sleek grab bars that blend into the design
- Built-in shower seating for added comfort

# Elevate Your Bathroom with These Must-Have Features

From luxurious walk-in showers to clever storage solutions, discover the features that transform bathrooms into functional and beautiful spaces.



Your bathroom isn't just a functional space—it's an opportunity to express your style while meeting your practical needs. In this section, we'll explore the top features that can elevate any bathroom, making it a joy to use and a standout feature in your home.



# Walk-In Showers: Sleek, Spacious, and Luxurious

A walk-in shower is the ultimate combination of style and functionality. From curbless designs to rainfall showerheads, these showers create a spa-like experience while maximizing space and accessibility.



- Curbless or low-threshold entry for easy accessibility
- Frameless glass for a sleek, open feel
- Custom shower niches for stylish storage

# Freestanding Tubs: The Centerpiece of Relaxation

A freestanding tub isn't just functional—it's a stunning design statement. Perfect for soaking away stress, these tubs add elegance and luxury to any bathroom.



- Available in modern, classic, and vintage-inspired designs
- Perfect for creating a spa-like atmosphere
- Adds a focal point of elegance to the space



# Custom Tile: Personalize Your Space with Patterns and Color

Tile is where function meets creativity. With endless options in color, texture, and pattern, custom tile work can make your bathroom uniquely yours.



- Geometric patterns for a modern touch
- Mosaic accents to add personality
- Durable and easy-to-clean options for long-term value

# Smart Technology: The Future of Bathrooms

Transform your bathroom into a high-tech retreat with features like touchless faucets, app-controlled lighting, and heated floors. Smart technology brings convenience, efficiency, and a modern edge to your space.



- Touchless faucets for hygiene and convenience
- App-controlled lighting to set the mood
- Heated floors for added comfort



# Smart Storage: Organization Meets Style

Clever storage solutions keep your bathroom organized and clutter-free while enhancing its overall design. From recessed shelves to custom vanities, these options maximize functionality and style.



- Floating vanities for a sleek, modern look
- Recessed shelving for added storage without taking up space
- Custom cabinetry to match your style and storage needs

# Design Tips from the Experts

Turn your dream bathroom into a reality with practical advice from the pros. From material choices to maximizing space, these tips will help you create a stunning and functional space.



Designing your perfect bathroom is all about balancing beauty with functionality. In this section, we'll share expert tips to help you make the best choices for your space, ensuring it's both stylish and practical for years to come.



# Durable, Stylish, and Low-Maintenance Materials

Your bathroom endures daily use, so choosing the right materials is key. Opt for durable, water-resistant surfaces that are easy to clean and maintain, without compromising on style.

- Use porcelain or ceramic tiles for durability and water resistance
- Choose quartz countertops for a sleek, low-maintenance surface
- Consider vinyl flooring as an affordable, stylish alternative to tile





# Make Every Inch Count

Small bathrooms can feel spacious with clever design solutions. Maximize your space with smart layouts, functional storage, and strategic design choices.

- Use wall-mounted vanities to free up floor space
- Add large mirrors to reflect light and make the room feel bigger
- Choose light, neutral colors to open up the space visually



# Style Meets Practicality

A beautiful bathroom is only as good as its functionality. Plan your space to ensure it meets your daily needs while maintaining its aesthetic appeal.


- Design a layout that minimizes foot traffic overlap
- Ensure lighting is both task-oriented (e.g. for mirrors) and ambient
- Incorporate storage solutions that suit your routine, like pull-out drawers or custom cabinets



# Make It Yours

Infuse your bathroom with personality by adding unique design elements. Small details can make a big impact, turning a standard bathroom into your favorite room in the house.

- Use bold hardware or unique light fixtures as statement pieces
- Incorporate plants or artwork for a touch of life and color
- Add an accent wall with textured or patterned tiles





# Your Questions, Answered

We know that remodeling can feel overwhelming, but it doesn't have to be. Here are answers to the most common questions about bathroom design and remodeling.



Planning your bathroom remodel should be exciting, not stressful. This section answers your most pressing questions about budgeting, materials, timelines, and more—so you can move forward with confidence.

# How do I choose the right style for my bathroom?

Start by considering your overall home style and personal preferences. Do you love clean, modern lines or cozy, rustic charm? Look for inspiration in magazines, online, or in our guide, and focus on styles that fit your taste and your home's character.

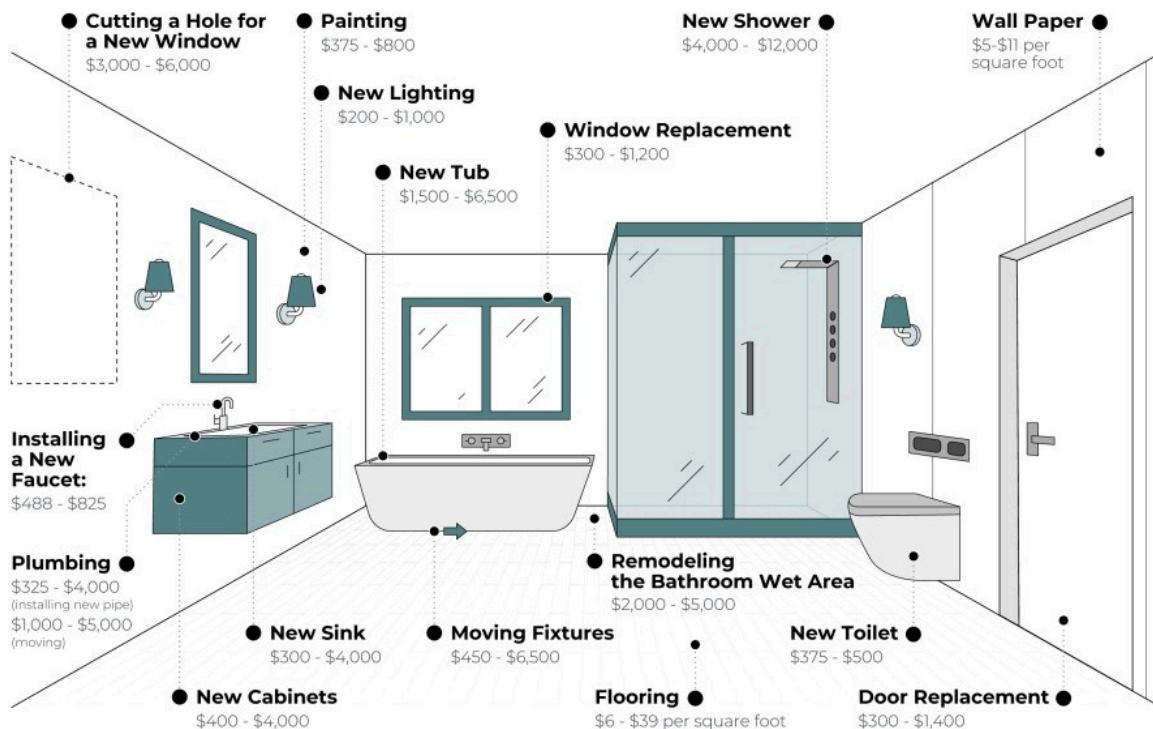




# How much does a bathroom remodel cost

Bathroom remodel costs vary based on size, materials, and complexity. Mid-range remodels typically cost \$15,000–\$25,000, while upscale projects can exceed \$50,000. We provide clear, detailed estimates to help you budget effectively.

## Detailed Cost Breakdown



# What's the best way to balance beauty and practicality?

Start with functionality—ensure your layout works for your daily needs, with ample storage and easy-to-maintain materials. Then layer in design elements like tile patterns, lighting, and decor to express your style.





# How long will the remodel take?

On average, a bathroom remodel takes 2–6 weeks, depending on the scope of work. We'll provide a detailed timeline during your consultation and keep you updated throughout the process.



# Can I mix different design styles in one bathroom?

Yes! Mixing styles can create a unique, personalized look. For example, pair rustic wood accents with modern fixtures for a farmhouse-chic vibe. The key is to maintain balance and cohesion throughout the space.





# What should I expect during the remodeling process?

Expect some temporary disruption, but we strive to minimize inconvenience. We'll keep your home clean, communicate regularly, and ensure the process is as smooth as possible. Our proven 4-step process ensures everything goes according to plan.



# What materials are best for a low-maintenance bathroom?

Porcelain or ceramic tiles, quartz countertops, and vinyl flooring are excellent choices for durability and easy cleaning. We'll help you select materials that fit your style and maintenance preferences.





# Have More Questions? We're Here to Help!

Every bathroom remodel is unique, and we're here to guide you every step of the way. Contact us to schedule a consultation and get answers tailored to your project.



440.265.3820



[info@mbibathsolutions.com](mailto:info@mbibathsolutions.com)

# Why Choose MBI Bath Solutions?

At MBI Bath Solutions, we believe a bathroom remodel is more than just a project—it's a transformation for your home and your daily life. Here's why homeowners trust us to deliver exceptional results every time:

## Stress-Free Experience

Remodeling should be exciting, not overwhelming. That's why we've designed a seamless, proven process to guide you every step of the way. From clear communication to daily cleanups, we prioritize your peace of mind throughout the entire remodel.

## Exceptional Craftsmanship

Every detail matters. Our skilled team takes pride in delivering bathrooms that are not only beautiful but also durable and functional. From custom tile work to precise installations, we ensure your bathroom is built to stand the test of time.

## Community Impact

With every project, you're making a difference. Through our Hearts and Hounds initiative, 5% of every remodel supports local children and animals in need. Together, we're building brighter futures—one bathroom at a time.

## Veteran-Owned Integrity

As a veteran-owned business, we bring discipline, respect, and reliability to every project. You can trust us to deliver on our promises and treat your home with the care it deserves.

## Transparent Pricing

No surprises, no hidden fees. We provide clear, detailed estimates so you know exactly what to expect, ensuring confidence in your investment.



# Let's Get Started!

Experience a remodel that's simple,  
inspiring, and impactful.

Ready to transform your bathroom? Here's  
how to get started with MBI Bath Solutions:

**1**

## Schedule Your Consultation

Contact us by phone, email, or online to book a consultation.

**2**

## Collaborate with Our Experts

We'll help you design the perfect bathroom tailored to your style and needs.

**2**

## Relax While We Handle the Rest

Enjoy a stress-free experience as our team brings your vision to life.

*Let's Build Something Beautiful Together!*



440.265.3820



info@mbibathsolutions.com



www.mbibathsolutions.com

Your dream bathroom is just a call away. Let MBI Bath Solutions bring your vision to life with expert craftsmanship, a stress-free process, and a commitment to making a difference. We can't wait to work with you!